

# Dickinson Elementary School Report–2016-17

7040 208<sup>th</sup> Ave NE, Redmond, WA 98053  
425-936-2530 | [dickinson.lwsd.org](http://dickinson.lwsd.org)



**Principal:** Karen Barker  
**Associate Principal:** Melissa Doering  
**Mascot:** Dragon  
**Colors:** Green and Yellow

**# of students, October 2016:** 571  
**# of teachers:** 41  
**Teachers with at least a Master's Degree:** 51.2%  
**Unexcused absence rate:** 0.5%

## District Mission

*Each student will graduate prepared to lead a rewarding, responsible life as a contributing member of our community and greater society.*

## School Mission

*Enable learners to develop their intellectual, social, artistic, and physical potential and to acquire the knowledge, skills, and attitudes needed to contribute to a healthy society.*

## School Funding

**District General Fund Budget:** \$318.4 million  
**District Per Pupil Expenditure:** \$10,766 per pupil  
**Building Budget for this school:** \$76,021

## School Description

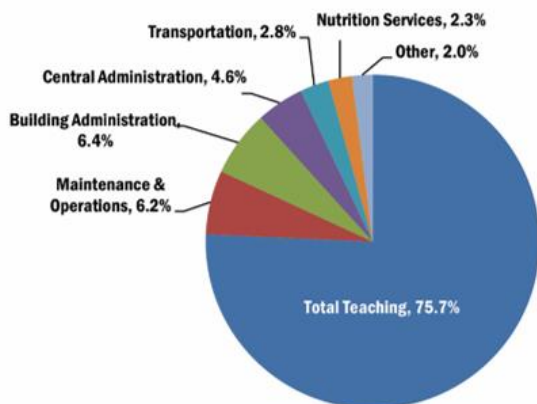
Emily Dickinson Elementary is an outstanding school focused on student success. Our dedicated staff provides a high quality education that meets the needs of all our students.

Dickinson benefits from a high level of parent support and participation. Our PTSA volunteers give countless hours of their time providing an array of programs and activities. Art Smart, Parent Mentors, Big and Little Theater productions and International Night are a just few. Additionally, Dickinson benefits from the Watch D.O.G.S. Program, which provides 60 volunteer hours per week by men to support student learning and safety.

The Dickinson community cares for and preserves the wetlands on site and uses this natural habitat as an outdoor classroom. Restoration projects, scientific instruction and ecological awareness events make the wetlands an ideal learning environment.

## 2016-17 District Expenditures

*Where does the money go?*



## 2016-17 School Goals

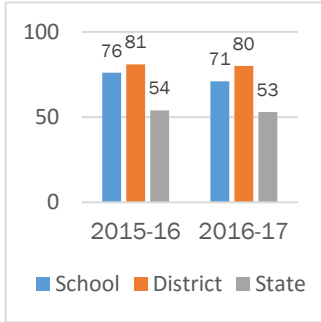
Academic goals were set by grade level teams using baseline data from September 2015.

- Grades K-2 Reading: 79% of students at standard on end of year DIBELS
- Grades 3-5 English Language Arts: 71% at standard
- Grades 3-5 Math: 78% at standard
- Grade 5 Science: 74% at standard
- Achievement gap: 65% of students receiving English Language Learner services will be at standard in reading/ELA
- School Effectiveness: Increase to 96% of teachers in agreement with the statement "Teachers provide feedback to each other to help improve instructional practice."
- Attendance: Reduction in the number of students reporting to school past the start of the school day from 171 tardies to less than 125 per month
- Discipline: Reduce the number of minor negative recess behavior incidents per week from an average of 40 to less than 30

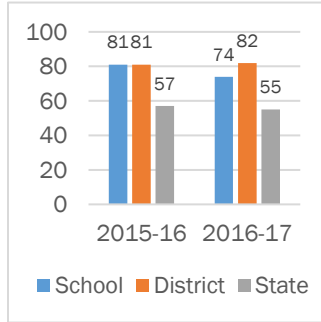
## State Assessment Results

### Smarter Balanced Assessment (SBA)

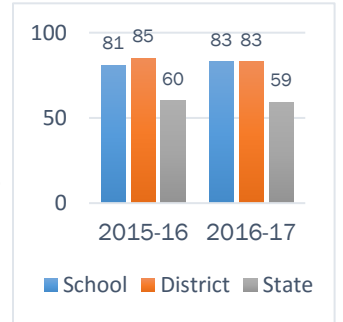
**3rd Grade English Language Arts**



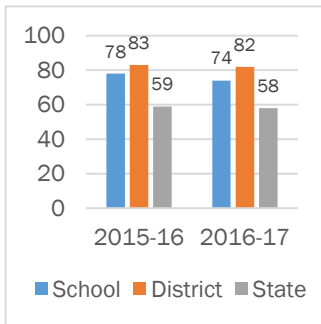
**4th Grade English Language Arts**



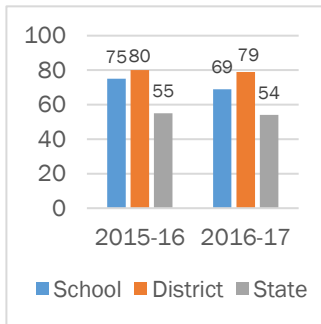
**5th Grade English Language Arts**



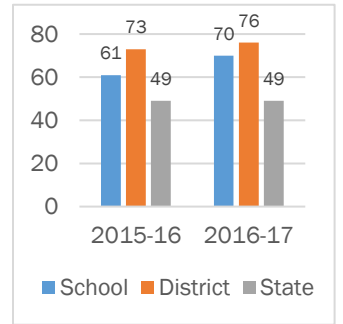
**3rd Grade Math**



**4th Grade Math**

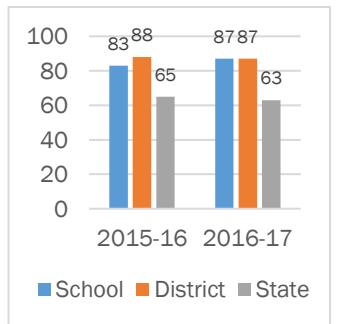


**5th Grade Math**



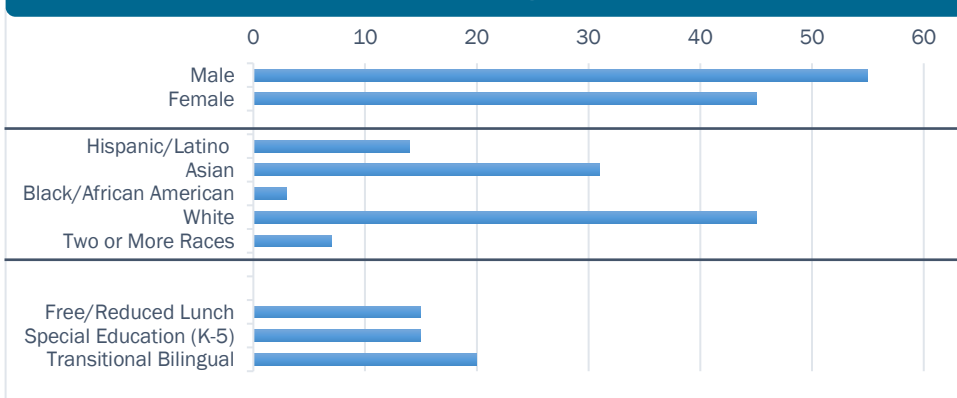
### Measurements of Student Progress (MSP)

**5th Grade Science**



To view state test scores by demographic group, please visit: <http://reportcard.ospi.k12.wa.us>. Select Lake Washington School District, then elect Dickinson Elementary School.

### Student Demographics



### School Building

Our school facilities are available for public use by contacting our school office.

**Building Condition Assessment: Good**

The Building Condition Assessment represents an overall permanent building condition assessment. It is conducted by a third party in accordance with the state's Asset Preservation Program.

### Invitation to Participate

Goal 5 in the district's Strategic Plan is to "Engage our Communities." Families and community members are encouraged to participate in our school. Volunteers are trained and work in a variety of positions. To get involved, call our school office.

### Accountability of School Performance

**Met Participation Goal for ELA: Yes**  
**Met Participation Goal for Math: Yes**